

Anthilia Capital Partners SGR

Anthilia Yellow

Shareclass B
Total Return Financial Bonds Fund

Factsheet
28 March 2024

LIPPER



AnthiliaYellow

Fund info

Portfolio Manager	Anne-Sophie Choullou
AUM (Mln €)	47.44 €
Currency	Euro €
NAV frequency	Daily
UCITS Type	SICAV UCITS V
Domicile	Luxembourg
Custodian Bank	BNP Paribas
Auditor	Ernst&Young
Performance fee (%)	20

The fund changed name and investment policy on 2 July 2012 – it was Profilo Elite Flessibile

Shareclass info

NAV	118.99
Inception date	2016-09-08
ISIN Code	LU1377525818
Bloomberg ticker	PLAYELB LX
Management fee (%)	0.7
Minimum investment	250000
Contacts	marketing@anthilia.it
Website	www.anthilia.it
Swiss Representative	ACOLIN Fund Services AG
Swiss Paying Agent	PKB Privatbank AG
Publications	www.fundinfo.com

Investment policy

The Fund aims to achieve a gradual and steady growth of invested capital with a time horizon of at least 3 years. Its main focus is based on the European corporate bonds sector with particular bias on financial Companies: Banks and Insurances. The Fund aims to exploit value selecting the best issuances from each Issuer keeping into account expected return and volatility deriving from risk profile. A number of factors are taken into account to assess prospective risks (Capital solidity, market positioning, product mix and ALM profile. Currency and duration risks can be hedged (totally or partially) according to market conditions. The Sub-fund combines senior and subordinated bond instruments in one flexible solution.

Bond issuers

Issuer	Weight
INTESA SANPAOLO SPA	6.97%
DEUTSCHE BANK AG – FIL REGNO UNITO	5.67%
GOLDMAN SACHS FINANCE CORP INTERNATIONAL LTD	4.38%
CITIGROUP GLOBAL MARKETS HOLDINGS INC.	4.26%
BANCO SANTANDER SA	3.32%
REPUBBLICA ITALIANA	3.07%
COMMERZBANK AG	2.97%

Rating exposure

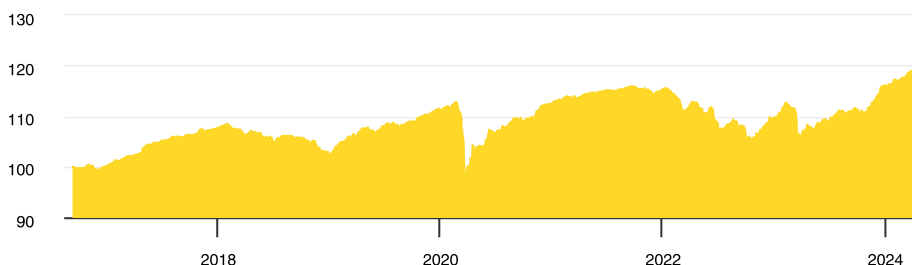
Rating	Weight
A+	1.95%
A	10.37%
BBB+	2.58%
BBB	12.66%
BBB-	15.66%
BB+	18.74%
BB	12.01%
BB-	6.07%

Duration 1.51

Currency Exposure

Currency	Weight
EUR	97.79%
USD	1.88%
GBP	0.85%
CHF	0.00%
JPY	0.00%

NAV since inception



Monthly Returns – last 10 years

Year	Jan	Feb	Mar	Apr	May	Jun	Jul	Ago	Sep	Oct	Nov	Dec	Tot
2016	-	-	-	-	-	-	-	-	-0.27	0.68	-1.12	0.73	0.01
2017	1.13	0.57	0.45	1.38	0.95	0.46	0.55	0.08	0.45	0.84	0.21	0.40	7.72
2018	0.51	-0.90	-1.08	0.64	-1.41	-0.47	1.29	-0.15	-0.37	-0.99	-1.10	-0.87	-4.84
2019	1.97	1.14	0.32	1.40	-0.84	1.27	0.45	-0.30	0.59	0.88	0.67	0.60	8.44
2020	0.37	-0.32	-10.62	4.59	1.34	1.12	1.13	1.52	-0.30	0.22	2.43	0.48	1.19
2021	0.41	0.74	-0.03	0.68	0.14	0.41	-0.16	0.38	0.31	-0.32	-1.22	1.17	2.54
2022	-0.92	-1.70	0.04	-0.69	-0.46	-2.57	0.00	0.50	-2.86	0.13	1.82	1.76	-4.94
2023	1.96	-0.30	-4.64	1.44	0.63	0.57	1.71	-0.18	0.29	-0.26	2.15	2.53	5.85
2024	1.02	0.26	1.09	-	-	-	-	-	-	-	-	-	2.39

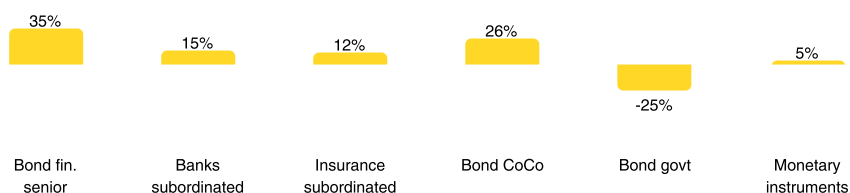
Performance analysis

YTD performance	2.39%	Annualized volatility	3.75%
Return since inception	18.85%	Maximum drawdown	-14.72%
Sharpe Ratio	0.55	Time to recovery (months)	9.60
Alpha*	1.50%	Market correlation*	0.48
Beta*	0.48	ESG rating**	76/100

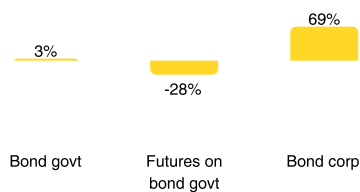
* comparison stats are referred to index iBoxx Euro Financial Subordinated Total Return Index

** The ESG score embraces environmental, social and governance factors through a value from 0 (min) to 100 (max).

Portfolio analysis



Bond allocation



Top holdings

Name	Weight
Cash at sight DE – BP2S LUXEMBOURG	4.56%
DEUTSCHE BK LOND 15-15/04/2025 FRN FLAT	4.34%
GS FIN C INTL 17-11/07/2027 FRN	3.46%
INTESA SANPAOLO 22-21/11/2033 FRN	3.33%
CITIGROUP GLOBAL 16-30/09/2026 FRN	3.18%
ITALY BTPS 1.6% 22-28/06/2030	3.07%
ANTHILIA BIT III A1	2.65%
INTESA SANPAOLO 6.625% 23-31/05/2033	2.65%
UNICREDIT SPA 20-30/06/2035 FRN	2.30%
COMMERZBANK AG 22-28/02/2033 FRN	2.10%

WARNING: Past performances are by no means a guarantee of future performance. Performances are gross of tax and net of management fees. Any subscription to the Open-ended investment fund can be carried out only on the basis of the full prospectus, available on Anthilia's website