

## Anthilia Red

Shareclass A  
Euro Flexible Equity Fund (long bias)



Factsheet  
30 April 2026

### Fund info

Portfolio Manager	Paolo Rizzo
AUM (Mln €)	37.49 €
Currency	Euro €
NAV frequency	Daily
UCITS Type	SICAV UCITS V
Domicile	Luxembourg
Custodian Bank	BNP Paribas
Auditor	Ernst&Young
Risk indicator	3/7
SFDR	Art. 6

### Shareclass info

NAV	172.50
Inception date	2008-08-18
ISIN Code	LU0374938990
Bloomberg ticker	PLAREDA LX
Management fee (%)	1.75
Performance fee (%)	20
Minimum investment	none
Contacts	marketing@anthilia.it
Website	www.anthilia.it
Swiss Representative	ACOLIN Fund Services AG
Swiss Paying Agent	PKB Privatbank AG
Publications	www.fundinfo.com

### Investment policy

Anthilia Red invests through a flexible equity investment strategy. The sub-fund invests mainly in Euro-area stocks. Selection of investment opportunities is based on macro and fundamental analysis techniques. The Manager combines a Macro multifactor model based on technical and fundamental indicators together with an accurate bottom up Equity analysis. The Team meet directly CEO and CFO of the holding companies and leverage broker information with direct access to Company Management. Investments in mid and small caps (lower than 1 billion EUR Mkt cap) cannot exceed 50% of fund's net asset value. The fund may invest in listed financial derivatives for: hedging risk, managing portfolio efficiently, investing purposes. Investment approach and strict risk management discipline guarantee maximum liquidity of portfolio holdings on a daily basis. The sub-fund cannot invest in corporate bonds, OTC and credit derivatives, options, covered warrants and asset backed securities (ABS). The Sub-Fund is actively managed without reference to a benchmark. The Investment Manager is free to decide on the composition of the portfolio in accordance with the investment objective and policy.

### Equity sector exposure (top 5)

Sector	Weight
Banche e altre istituzioni creditizie	10.64%
Semiconduttori ed elettronica	8.91%
Fornitori di energia & acqua	6.12%
Compagnie di assicurazioni	6.02%
Chimica	4.79%

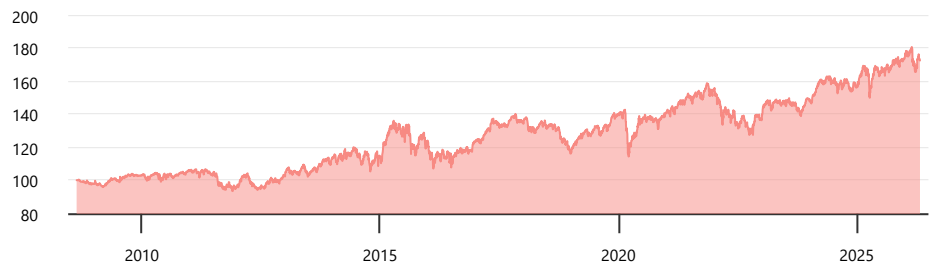
### Equity country exposure (top 5)

Country	Weight
Germany	21.85%
France	20.05%
Netherlands	12.83%
Italy	12.79%
Spain	8.09%

### Currency exposure

Currency	Weight
EUR	99.76%
GBP	0.41%
SEK	0.00%
CHF	0.00%
USD	0.00%

### NAV since inception



### NAV since inception - last 10 years

Year	Jan	Feb	Mar	Apr	May	Jun	Jul	Ago	Sep	Oct	Nov	Dec	Tot
2016	-6.80	-1.69	2.66	1.62	-0.22	-5.40	4.03	1.98	-0.80	2.25	-1.57	4.50	-0.12
2017	0.47	0.72	4.91	2.70	0.61	-2.17	0.83	-0.64	3.93	1.38	-2.28	-1.15	9.43
2018	1.19	-3.09	-2.32	2.91	0.25	-1.52	1.83	-0.25	-0.74	-7.03	-0.11	-5.41	-13.80
2019	5.18	2.50	0.38	3.65	-2.59	2.66	0.65	-1.20	2.78	1.14	4.41	-0.90	19.97
2020	-0.52	-4.40	-7.92	5.53	4.05	0.71	0.48	1.58	-1.24	-3.36	5.61	1.66	1.28
2021	-0.79	0.84	3.36	1.34	1.11	0.92	0.03	1.11	-1.90	3.79	-2.14	1.84	9.74
2022	-4.72	-3.23	0.60	-3.03	2.25	-5.53	0.00	-0.18	-5.14	4.71	3.80	-0.84	-11.34
2023	6.05	0.82	0.11	0.61	-0.93	0.59	1.32	-1.41	-2.91	-2.57	4.59	2.44	8.66
2024	1.70	2.65	3.30	-0.73	1.03	-1.41	-0.56	1.39	0.60	-2.86	-1.43	1.11	4.71
2025	5.29	2.04	-2.07	-1.81	3.94	-1.29	1.44	-0.03	1.20	2.05	-1.01	1.33	11.36
2026	0.56	3.01	-7.72	3.73	-	-	-	-	-	-	-	-	-0.84

Past performance does not predict future performance

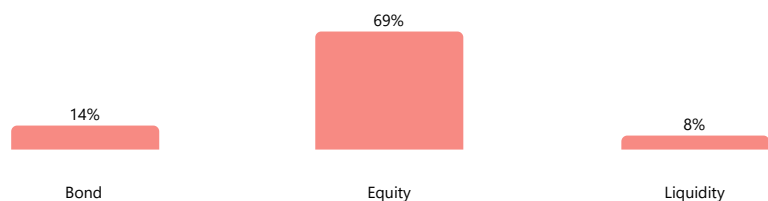
### Performance analysis

YTD performance	-0.84%	Annualized volatility	10.95%
Return since inception	72.50%	Maximum drawdown	-21.31%
Sharpe Ratio	0.28	Time to recovery (months)	14.90
Alpha*	0.34%	Market correlation*	0.81
Beta*	0.41	ESG score**	77/100

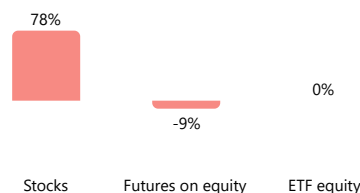
\* comparison stats are referred to index european equities

\*\* The ESG score embraces environmental, social and governance factors through a value from 0 (min) to 100 (max).

### Portfolio analysis



### Equity allocation



### Top Holdings

Name	Weight
ASML HOLDING NV	7.28%
TOTALENERGIES SE	3.21%
SIEMENS AG-REG	3.21%
ALLIANZ SE-REG	2.91%
SCHNEIDER ELECTRIC SE	2.88%
SAP SE	2.73%
BANCO SANTANDER SA	2.52%
SIEMENS ENERGY AG	2.33%
IBERDROLA SA	2.26%
AIR LIQUIDE SA	2.01%